

Come 'fly' with me:

Developing a Kiteboard Training Program

Dan Jaspers – IKA Training Manager

The International Kiteboarding Association (IKA) mission



***TO GROW, EVOLVE AND
PROMOTE THE SPORT OF
KITEBOARDING ACROSS THE
GLOBE AND ACROSS ALL
DISCIPLINES***

The International Kiteboarding Association (IKA)

The IKA is an equipment class association of World Sailing, responsible for managing specific Kiteboarding disciplines internationally.



Responsibilities include:

- Promoting and developing Kiteboarding
- Holding world championships + creating rankings
- Developing class + championship rules

The International Kiteboarding Association (IKA).....continued

- Developing equipment registration regulations
- Advocating on behalf of riders and the wider kiteboarding industry
- Training of judges, umpires and administrators
- Representing the interest of members and their riders to World Sailing
- To promote grass roots kiteboarding events and development programs

The International Kiteboarding Association (IKA).....continued

Principle members of the IKA are the 60+ National Class Associations (NCAs), such as the American Kiteboarding Association (AKA), here in the USA – www.americkiteboarding.org

[About](#)[Contact Us](#)[Full Calendar](#)[Join the AKA](#)



Formal vs in-formal?

**Discussion exercise #1:
(5 minutes):**

In your groups, use the activity sheet provided on your table to write down the total percentage (%) of Kiteboarders that you think have learned to kite through participation in ‘formal’ or ‘in-formal’ training activities.

Formal vs in-formal?

Discussion exercise #1: Feedback

Type of 'Learn to Kite' Training Program



■ Formal (75%) ■ Informal (25%)

Training Program Accreditation



■ IKO (50%) ■ BKSA (8.3%) ■ CWO (8.3%) ■ None (33.3%)

Personal skill development

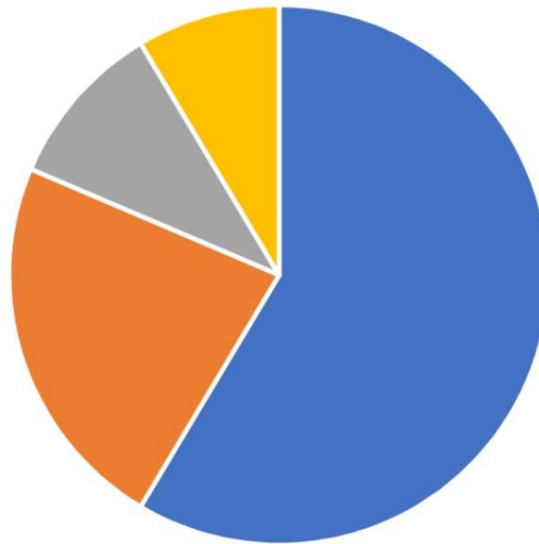
**Discussion exercise #2:
(5 minutes):**

In your groups, please use the activity sheet provided on the table to write down how long (hours / days) you think it would take a complete novice to be able to learn how to kiteboard to a point where they can confidently and independently kite across the wind both ways (not upwind), returning back to their point of origin in optimum conditions and with no 'direct' supervision.

Personal skill development

Discussion exercise #2: Feedback

Time taken to become 'independent' rider



■ 1 day (33.3%) ■ 1-2 days (25%) ■ 3-4 days (25.1%) ■ 4-5 days (16.6%)

Up to 2 days (58.3%)

3-5 days (41.7%)



Who does what?

| Commercial Training Programs (International) | National Kiteboard Programs (Not national sailing federation) | National Kiteboard Programs (National Sailing Federation) |
|--|---|--|
|   |    |     |

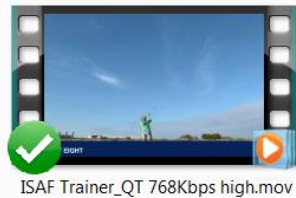
The International Kiteboard Training Program (IKTP)

- First draft created in 2012 as a direct result of the initial decision regarding the inclusion of Kiteboarding in the 2016 Olympic Games
- Program represents generic ‘best practice’ guidelines for developing kiteboard training programs at national level
- Created in consultation with national programs in the UK, Netherlands, Italy and Australia


The International Kiteboard Training Program (IKTP)continued

- Includes a 3 level model syllabus for training of both instructors / coaches and participants (riders) as well as guidance on conducting 'equivalency' assessments for instructors already certified and trained via another system
- Provides guidelines on training program management structures and standardized operating systems for use in practical delivery
- Delivery of Instructor / Coach training is aligned with competencies laid out in the International Sport Coaching Framework (ISCF)

Training resources



Online and printed resources
for use by Instructors /
Coaches and students



Transferability

- Early stages of kite handling (power / de-power) can be taught at young age, with small size, short-line trainer kites or even LEI (Inflatable) kites
- Training can be carried out anywhere that there is sufficient open ground i.e. on a school sports fields or an open area near a sail training program base / sailing club
- Progression from these skills to use of a board in a water-based setting can be fast if delivered in a structured way
- Training can be part of a wider STEM education based program, including practical elements such as designing and manufacturing kites

Transferability....continued



Our work



Our work.....continued



Our work.....continued



Our work.....continued



The outcomes.....



kish_kiteboarding

Kish, Iran >

...



The outcomes.....



KITEBOARDING
AUSTRALIA



The outcomes.....



LANCING KITESURFING ZONES

SAFETY

WINDS
Offshore winds are gusty and dangerous here. It's hard to get back to the beach. Be aware that a sea breeze can switch off as the land cools down.

TIDES
High tide can have heavy shorebreak and hide submerged hazards. The launch and land area is too small. The water state is far smoother at low tide.

KITERS

- Get Insurance - available from www.britishkitesports.org
- No launching, landing or kite flying on the green.
- Respect the rights of other beach users.
- When putting your kite in the air, make sure you do not put anyone in danger.
- It is imperative that your equipment is equipped with a system that allows instant depower of the kite without losing control.
- If you wear a board leash - wear a life!
- Please put your name and phone number on your board.
- Please report lost equipment to the coast guard immediately to avoid false alarms.
- Please secure your kite properly and wind up your lines when taking a break.
- Please report any water quality problems to the Environment Agency.
- Please give way to sailors.

SPECTATORS

- If you want to watch the kitesurfers, always stay upwind and a maximum of 50m away.
- Do not cross the launching and landing areas on the beach.
- If a kite is blowing loose on the beach, do not try to recover it with the bar or lines.
- If you want to learn to kitesurf, take professional instruction.

SCHOOLS

LANCING KITESURFING Club

BNI KITESURFING
Steve Thraves
07719 565 011

BRIGHTON KITESURF AND SUP ACADEMY
Franz Stewart
07872 904 302

RULES OF NAVIGATION

1. The other kitesurfer has the right of way.
2. Keep your distance when passing (both kitesurfer before passing).
3. When passing the other kite goes down the downwind side goes down.
4. Right hand kitesurfer (kitesurfer) has priority when passing.
5. The other kite has the right of way.
6. The kite on the downwind side has the right of way.

OTHER SCHOOLS IN THE AREA

| School | Contact | Phone |
|-------------------|--|-------------|
| Learn To Kitesurf | www.learn-to-kitesurf.co.uk | 07946 52555 |
| Learn To Kitesurf | www.learn-to-kitesurf.co.uk | 01273 41006 |
| Learn To Kitesurf | www.learn-to-kitesurf.co.uk | 01273 41006 |
| Learn To Kitesurf | www.learn-to-kitesurf.co.uk | 01273 41006 |
| Learn To Kitesurf | www.learn-to-kitesurf.co.uk | 01273 41006 |

LANCING KITESURFING ZONES

Map showing zones: SWIM ZONE, INDEPENDENT RIDER ZONE, SCHOOL & BEGINNER ZONE, CAR PARK, NO LAUNCHING, LANDING OR KITE FLYING ON THE GREEN.

NON-EMERGENCY COASTGUARD
01304 210008

COASTGUARD
999 OR 112

ENVIRONMENT AGENCY
0800 80 70 60

LANCING PARISH COUNCIL
01903 753355

Making dreams come true



Next steps



Creation of dedicated IKA training-specific website content, where key information and resources will be made available to IKA members.

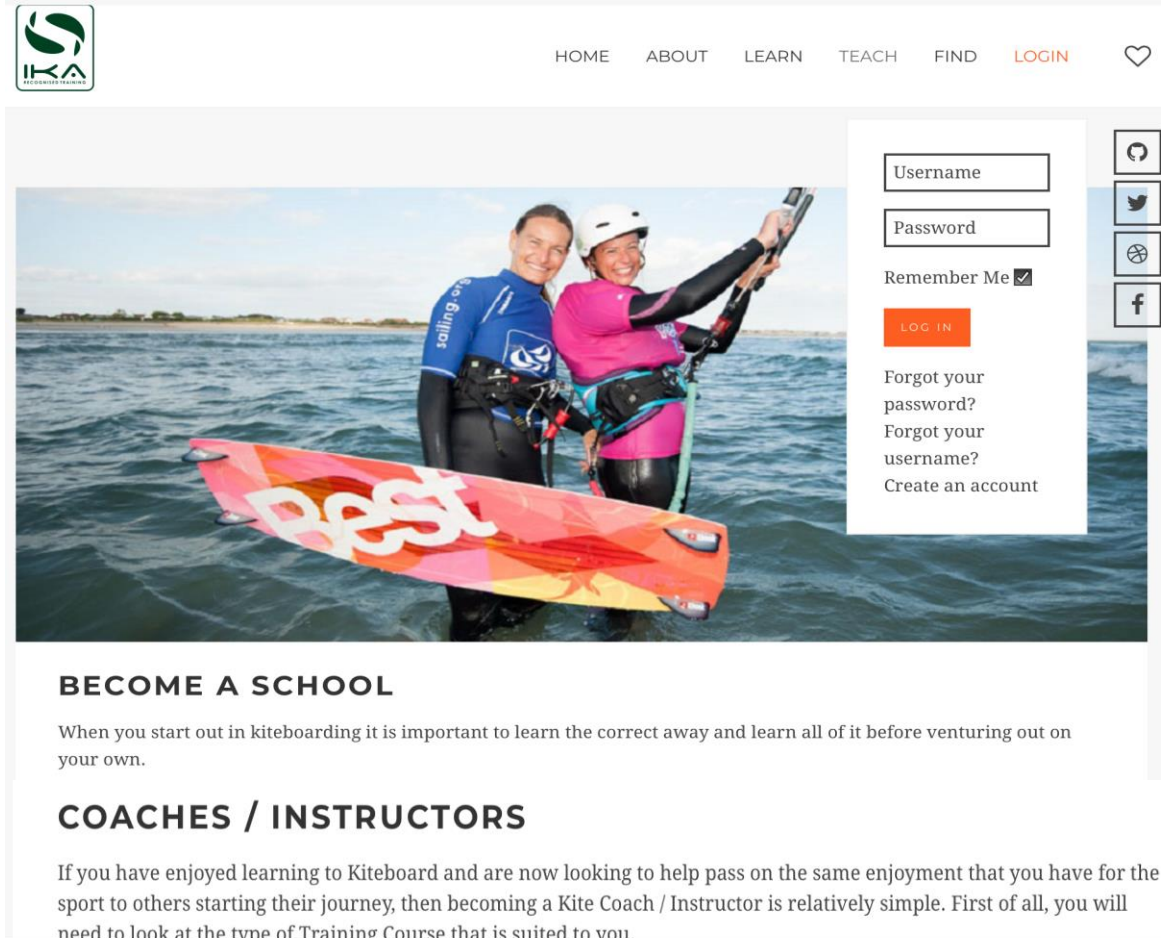
IKA TRAINING

Mission Statement:

'The International Kiteboarding Association (IKA) Training Program provides the template for a development pathway within the sport, from entry level recreational Kiteboarding through to performance level participation within national, regional and international competitive events.

The International Kiteboarding Association (IKA) actively supports the creation of new national kiteboard training programs and will carry out the mapping of existing training frameworks in line with a set of international guidelines that promote a culture of safety management for all participants.'

Next steps....continued



The screenshot shows the IKA website interface. At the top left is the IKA logo. A navigation bar contains links: HOME, ABOUT, LEARN, TEACH, FIND, and LOGIN. A heart icon is on the right. Below the navigation bar is a large photo of two people in wetsuits and helmets standing in the water, holding a colorful kiteboard. Overlaid on the right side of the photo is a white login box with the following elements: Username and Password input fields, a Remember Me checkbox, a red LOGIN button, and links for 'Forgot your password?', 'Forgot your username?', and 'Create an account'. To the right of the login box are social media icons for Facebook, Twitter, and YouTube. Below the photo, the text 'BECOME A SCHOOL' is followed by a paragraph: 'When you start out in kiteboarding it is important to learn the correct away and learn all of it before venturing out on your own.' Below that, the text 'COACHES / INSTRUCTORS' is followed by a paragraph: 'If you have enjoyed learning to Kiteboard and are now looking to help pass on the same enjoyment that you have for the sport to others starting their journey, then becoming a Kite Coach / Instructor is relatively simple. First of all, you will need to look at the type of Training Course that is suited to you.'

Development of a 'back end' CRM tool (linked to a web-based portal) for use by the IKA and its members in administering an international register of Kite Schools, Kite instructors / coaches and 'learn to kite' training course participants

Next steps....continued



Working with National Class Association members to develop 'performance' coaching programs for youth kiteboarders aiming at YOG



Creation of a set of guidelines for the delivery of Kiteboarding related activities to disabled riders

Next steps...



Development of a Kiteboarding-specific manufacturing standard for the rating of so-called 'safety' helmets



Continue working with kiteboard training program providers in order to create more of a 'culture' of safety amongst Kiteboarders

Questions, comments and discussion



Your Opinion Matters

Please open the Sailing Leadership Forum app and complete the session survey found in the menu bar for a chance to win a free drink ticket!

Thank you for attending this session